

KVM-1060W

10.1 INCH FHD

On-Camera Monitor




INTRODUCTION

KVM-1060W adopts 10.1-inch FHD IPS LCD panel with 1920×1200 resolution and portable design. It can be used for mirrorless cameras, professional video cameras, various cameras, gimbals, jibs and other equipment. It supports HDR adaptation, built-in multiple standard color spaces and Gamma, equipped with 2 x 3G-SDI inputs with 1 loop-out, 1 HDMI input and loop-out, and provides image analysis functions such as focus assist and false color, as well as composition auxiliary tools such as center mark and aspect ratio mark, which help cameramen better control the pre-shooting effect and are crucial to the filming of television, movies, new media videos, broadcasting programs, and other situations.

HIGHLIGHTS

- 10.1" IPS LCD panel, 1920x1200 FHD resolution
- 12-bit video processing with zero-latency display
- 2x3G/HD/SD-SDI inputs, 1x3G/HD/SD-SDI output
- 1xHDMI input and loopout, 1xVideo input(SDI1)
- Supports 4:4:4 SMPTE425-AB signal
- 3D LUT color calibration, support ColourSpace/Calman
- Support custom 3D LUT loading
- PBP/PIP Display for 2xSDI/mixed signals
- Mirror/freeze/Darkness Check/Fast Mode
- Waveforms/False color/Zebra/Focus assist
- Aspect ratio/Central Marker/Safe area and other markers
- 16-CH audio de-embedding per SDI with selectable 2-CH audio output
- Auto recognition PAL/NTSC
- VITC1/2,LTC timecode, static/dynamic UMD/IMD
- Aluminum alloy case, front/rear dual TALLY
- Speaker and headphone jack for simultaneous audio monitoring

ACCESSORIES



Power Adapter

SPECIFICATION

Panel	
Model No.	KVM-1060W
Backlight	LED
Size	10.1"
Resolution	1920×1200
Aspect Ratio	16:10
Viewing Angle	160°(H) / 160°(V)
Brightness	450cd/m ²
Contrast Ratio	1000:1
Color Depth	8bit
Input	
2×BNC	3G/HD/SD-SDI(SDI1/SDI2) SDI1 for Video Input
1×HDMI	HDMI
Output	
1×BNC	3G/HD/SD-SDI
1×HDMI	HDMI
Remote Interface	
1×RJ45	RS422 Input
Audio In & Out	
Audio In	3.5mm Headset Jack 16-Channels SDI & 2-Channel outputs
Audio Out	3.5mm Headset Jack, 1×2.2W Speakers
Audio Meter	Vertical/horizontal display
General	
Input Voltage	DC 8.4~16.8V
Power	≤20W
Install screw	1/4" -20 screw
Net Weight	≈0.9kg
Accessory	Power Adapter

*Specifications may be changed without prior notice.

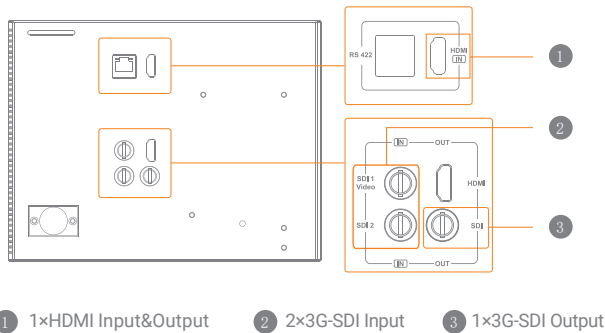
FEATURES

FHD resolution, IPS LCD panel

Adopts 10.1 inch IPS LCD panel, 1920×1200 FHD resolution, 160° H/V wide viewing angle, presenting vivid images.


Support 2K signal

Equipped with 2x3G/HD/SD-SDI signal inputs and 1 loop-out, 1xHDMI Input&output, supports composite video signal input(SDI1), and supports 2K signal.

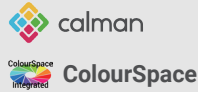


3D LUT Color Calibration

Tetrahedral 3D LUT interpolation color calibration technology. Compatible with ColourSpace and Calman calibration software, Konvision monitors apply K10-A/CR100 probe(professional level) to achieve a precise color. Monitor's also workable with universal colorimeters including CA210, CA310, CS200, CR100, CR250, X-Rite i1 Display.



Calibration Software:





Customizable 3D LUT Import & Output

Users can load and save 2 custom 3D LUTs via USB port/network port. Custom LUTs can also be set to output with the video display, effectively simplifying the color grading process for DIT and post-production work.

Motion-Adaptive Interlace to Progressive

High-end video processing engine, motion-adaptive interlace to progressive. It realizes a quick response to the fast-moving image, avoids fuzzy, sawtooth, and other problems, and ensures a clearer and smoother image. It can satisfy more demanding applications such as live sports, camera shaking, and rolling subtitles, etc.




PBP/PIP Display

The dual-image mode supports PBP/PIP display of dual-channel SDI signals or mixed signals, allowing user to check the images of different signal sources in real time on the same screen and switch easily.



In PIP mode, you can adjust the size of the sub-window and swap the positions of the two windows.

Professional Image Analysis Tools



Focus Assist

Outlines the focus area using a peak focus algorithm



False Color

Applies brightness coloring to regions of the image based on various standards




Zebra

Use zebra to mark areas where exposure exceeds the preset value



Waveform

Provides brightness information at different regions



Histogram

Reflects the overall brightness levels of the image




Vectorscope


Displays detailed color distribution and differences within the image

Handy Composition Tool

It features tools such as center mark, aspect ratio mark, safe area, and nine grid. The image outside the designated region can be filled with gray, white, black, or semi-transparent.



Horizontal aspect ratio marker and safety frame



Vertical aspect ratio marker and safety frame

Audio Auxiliary Display

Supports 16-channel SDI, 2-channel HDMI audio meter display (VU & PPM), and optional 2-channel outputs through the 3.5mm headphone jack or speaker.

