



Native Resolution



3G-SDI Signal

**24" FHD BROADCAST MONITOR**

KVM-2451W is a 24inch multi-functional monitor that supports full video formats. It provides with waveform, vectorscope, audio meter and so on professional broadcast features. Efficient features makes it a nice choice for color grading, production, post-production and editing, as well as studio and OB truck.



2K



3G-SDI



BT.709



Waveform



Vectors



Pixel Measure



Zebra



Focus Assist



False Color



Audio Meter



TSL UMD

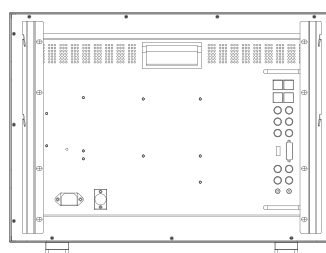
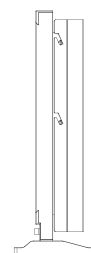
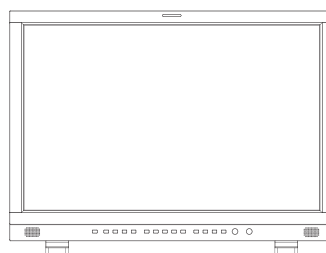


GPI

LCD Panel	
Model No.	KVM-2451W
Backlight	LED
Size	23.8"
Resolution	1920×1080
Aspect Ratio	16 : 9
Viewing Angle	178°(H) / 178°(V)
Color Depth	16.7M
Brightness	250cd/m <sup>2</sup>
Contrast Ratio	1000:1
Input	
2 x BNC	SDI 1/2 signal inputs (Auto-detected and compatible to 3G/HD/SD-SDI)
3 x BNC	YPbPr/Video/Y/C inputs
1 x HDMI	HDMI input
1 x DVI-I	DVI/VGA inputs
Output	
2 x BNC	SDI 1/2 signal outputs (Auto-detected and compatible to 3G/HD/SD-SDI)
3 x BNC	YPbPr/Video/Y/C outputs

**Specifications**


- 1920x1080 resolution, 8 Bit LCD panel
- 12 Bit Video Processing, image no delay
- 3G-SDI 4:4:4 12bit signals (SMPTE 425M A/B)
- 2x2K/3G-SDI inputs and outputs(2K/3G/HD/SD-SDI auto detect)
- 1xDVI-I input, 1x HDMI input, 1x composite video input
- Part Zoom In
- Darkness Check
- H/V Delay, Over Scan, Markers
- Audio Level Meter, Blue/Mono Only
- Remote control: Ethernet/GPI, RS422 In/Out
- Dynamic UMD(TSL3.1/4.0/5.0), Time Code Display

**Main Body**

- LED Tally Light and On-screen Tally display
- F-key configuration and Key Lock function
- Built-in AC in and DC in power supply
- 3D LUT Color calibration with ColourSpace & CalMAN
- Waveform, Vectorscope for SDI1 and SDI2
- Waveform, Vectorscope for HDMI/DVI
- Pixel Measurement and Audio Phase
- PBP/PIP(size/position adjustable)
- Picture Flip, Focus Assist
- False Color
- Zebra

### 3D LUT Color Calibration

Compatible with ColourSpace and Calman calibration software, Konvision monitors apply K10-A probe(professional level) to achieve a precise color. Monitor's also workable with universal colorimeters including CA210, CA310, CS200, CR100, CR250, X-Rite i1 Display.




### Darkness Check

Increasing the brightness and contrast ratio in the dark areas, Darkness Check function can show more shadow details of the input signal. Darkness Check can be used for double checking the shadow detail of the dark areas to avoid any missing information.




### False Color

Check exposure of the image. Blue, cyan, green, yellow, orange and red color be displayed in turn to show the luminance or brightness values of the image from darkest to brightest, enables an achievement of proper exposure without applying external test equipment.




### Zebra

Display the overexposed areas(too bright) of the image with zebra stripes, aids the camera operator to control the luminance, in order to avoid overexposure. This feature is very effective for proper exposure.



### Pixel Measurement


Select any single pixel or block of pixels by using a movable cross-hair to obtain real time readouts of the Y&RGB values of the selected position. This function is to get real time Y&RGB measurement values of any point of the input signals and compare the values of of any two points.



Measure	Line	Sample	Y	Y%	Cb	Cr	R256	G256	B256
Current	0520	0988	0516	050	0571	0471	153	131	112
Ref_pos	0550	0936	0623	062	0505	0525	150	153	159



### Waveform(Alarm), Vectors

Both SDI and HDMI support Waveform, Vectorscope, Histogram and manage to be displayed on screen at the same time. When luminance reaches or exceeds the preset value, the over exposure areas will be red marked(Waveform Alarm).



### PIP & PBP

It supports PIP and PBP for one SDI signal with the other signal (Video/Component/HDMI/DVI/VGA). The two images can swap freely between each other.




### Focus Assist

Focus assist aids the camera operator in obtaining the sharpest possible picture, it will mark with red color where the sharp edges appear on the screen.




### Part Zoom In

Part Zoom in function allows user Zoom In any part of the picture, to watch picture details more clearly, and assist for focus.



### Picture Flip

Horizontal picture flip function allows negative image, is very useful in the studios/virtual studios, such as weather forecast, news and other programs, etc.



### Audio In & Out

SDI/HDMI Audio In	16 Channels SDI/2 Channels HDMI embedded audio
Audio Meter Display	Vertical/Horizontal audio level meter display
Audio Headset Output	3.5mm headset jack
Built-in Speaker	2.5W×2

### GENERAL

Input Voltage	DC 12V and AC 100-240V 50/60Hz
Power Consumption	32 W
Power-Saving Mode	Turn off unimportant key automatically if no signal input
VESA Installation	VESA MIS-D (100×100mm)
Accessory	Power Cord /Desktop stand

α Specifications may be changed without prior notice.