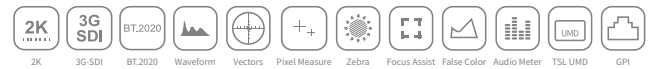




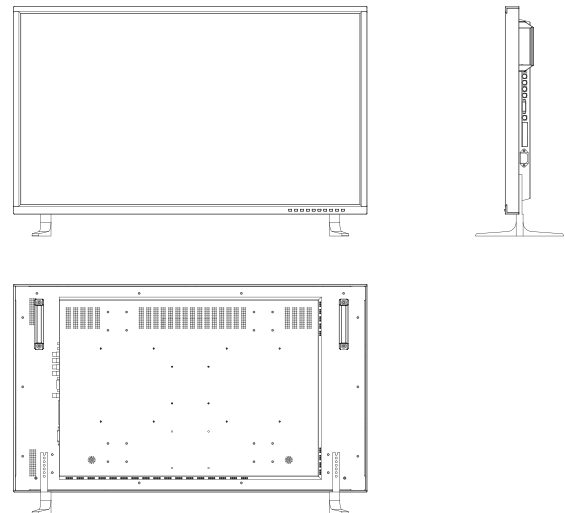
55" FHD HDR PREMIUM MONITOR

KVM-5560W, 55" FHD premium HDR monitors, integrated 3D LUT color calibration technology, selectable REC709, DCI-P3, Rec 2020 and User color spaces etc, supporting 3rd party LUT files import. It provides Waveform, Vectors, Pixel Measurement, Darkness Check and other features. HDR display supports PQ and HLG. KVM-5560W is suitable for studio, video wall etc applications.



LCD Panel	
Model No.	KVM-5560W
Backlight	LED
Size	55"
Resolution	1920×1080
Aspect Ratio	16 : 9
Viewing Angle	178°(H) / 178°(V)
Color Depth	1.07B
Brightness	500cd/m ²
Contrast Ratio	1300:1
Input	
2 x BNC	SDI 1/2 signal inputs <i>(Auto-detected and compatible to 3G/HD/SD-SDI)</i>
1 x BNC	Video input
1 x DVI-I	DVI/HDMI/VGA inputs
Output	
2 x BNC	SDI 1/2 signal outputs <i>(Auto-detected and compatible to 3G/HD/SD-SDI)</i>

Main Body



Specifications

- 1920x1080 resolution, 10 Bit LCD panel
- 12 Bit Video Processing, image no delay
- 3G-SDI 4:4:4 12bit signals (SMPTE 425M A/B)
- 2x2K/3G-SDI inputs and outputs(2K/3G/HD/SD-SDI auto detect)
- 1x DVI-D input, 1x composite video input
- HDR supports PQ (ST2084) and HLG(1.0,1.1, 1.2, 1.3, 1.4, 1.5)
- Part Zoom In
- Darkness Check
- H/V Delay, Over Scan, Markers
- Audio Level Meter, Blue/Mono Only
- Remote control: Ethernet/GPI, RS422 In/Out
- Dynamic UMD(TSL3.1/4.0), Time Code Display
- LED Tally Light and On-screen Tally display
- F-key configuration and Key Lock function

- 3D LUT Color calibration with ColourSpace & CalMAN
- Color space: REC709/EBU/DCI-P3 D65/DCI-P3/REC2020/ USER1/USER2/Bypass
- Support user 3D LUT files import
- Various Gamma selection: Gamma 2.0, 2.2, 2.4, 2.6
- Sony Camera Log Curves: Slog, Slog2, Slog3
- Canon Camera Log Curves: Clog, Clog2, Clog3
- ARRI Camera Log Curves: LogC
- Panasonic Camera Log Curves: Vlog, Vlog(softroll)
- Waveform, Vectorscope for SDI1 and SDI2
- Waveform, Vectorscope for HDMI/DVI
- Pixel Measurement and Audio Phase
- PBP/PIP(size/position adjustable)
- Picture Flip, Focus Assist
- False Color, Zebra

High Dynamic Range(HDR)

Konvision KUM 4K, 8K and KVM-6X series support HDR display. Adjustable HDR modes include PQ(ST2084), HLG with Rec 2020 color gamut. It reproduces a greater dynamic range of luminosity and provides extremely high level picture quality.



EOTF Curve Conversions

Konvision KUM 4K, 8K and KVM-6X series supports a variety of EOTF curve conversion applicable to the broadcast industry and digital film standard. A preset of lots of camera logs and gamma curve selections, so as to realize the perfect combination with the camera system.



Part Zoom In

Part Zoom in function allows user Zoom in any part of the picture, to watch picture details more clearly, and assist for focus.



Darkness Check

Increasing the brightness and contrast ratio in the dark areas, Darkness Check can show more shadow details of the input signal. Darkness Check can be used for double checking the shadow detail of the dark areas to avoid any missing information.




PIP & PBP

It supports PIP and PBP for one SDI signal with the other signal (Video/Component/HDMI/DVI/VGA). The two images can swap freely between each other.



Picture Flip

Horizontal picture flip function allows negative image, is very useful in the studios/virtual studios, such as weather forecast, news and other programs, etc.



Pixel Measurement

Select any single pixel or block of pixels by using a movable cross-hair to obtain real time readouts of the Y&RGB values of the selected position. This function is to get real time Y&RGB measurement values of any point of the input signals and compare the values of of any two points.



3D LUT Color Calibration

Compatible with ColourSpace and Calman calibration software, Konvision monitors apply K10-A probe(professional level) to achieve a precise color. Monitor's also workable with universal colorimeters including CA210, CA310, CS200, CR100, CR250, X-Rite i1 Display.



3D LUT files import

With the LUT loading function, users can load 2 different 3D LUT files with different color types according to their own needs, making DIT, post production and grading work simpler and more intuitive, optimizing the work flow and improving work efficiency.



Waveform(Alarm), Vectors

Both SDI and HDMI support Waveform, Vectorscope, Histogram and manage to be displayed on screen at the same time. When luminance reaches or exceeds the preset value, the over exposure areas will be red marked(Waveform Alarm).




False Color

Check exposure of the image. Blue, cyan, green, yellow, orange and red color be displayed in turn to show the luminance or brightness values of the image from darkest to brightest, enables an achievement of proper exposure without applying external test equipment.



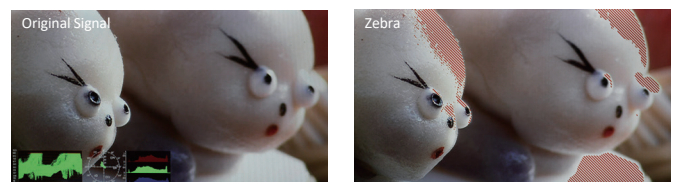
Focus Assist

Focus assist aids the camera operator in obtaining the sharpest possible picture, it will mark with red color where the sharp edges appear on the screen.



Zebra

Display the overexposed areas(too bright) of the image with zebra stripes, aids the camera operator to control the luminance, in order to avoid overexposure. This feature is very effective for proper exposure.



Audio In & Out

SDI/HDMI Audio In	16 Channels SDI/2 Channels HDMI embedded audio
Audio Meter Display	Vertical/Horizontal audio level meter display
Audio Headset Output	3.5mm headset jack
Built-in Speaker	2.5W×2

GENERAL

Input Voltage	AC 100-240V 50/60Hz
Power Consumption	130 W
Power-Saving Mode	Turn off unimportant key automatically if no signal input
VESA Installation	VESA MIS-D (200×200mm)
Accessory	Power Cord

α Specifications may be changed without prior notice.