



4 x 12G-SDI inputs & Support 8192x4320 60P signal



8K

8K Signal

4K

Native 4K Resolution

HDR

High Dynamic Range

SFP

SDI SFP+

24" 8K HDR MONITOR

KUM-2420Q is a 24" 8K HDR monitor. Equipped with 4x12G-SDI inputs with built-in HDMI 2.0 interface. Quad-link supports upto 8192x4320 60P signal. 4K HDR display supports PQ(ST2084) and HLG, a nice 8K monitor for 8K, 4K and FHD cinematography, film production etc.

12G SDI
12G-SDI

BT.2020
BT.2020

Waveform

VectorScope

Focus Assist

Audio Meter

False Color

Zebra

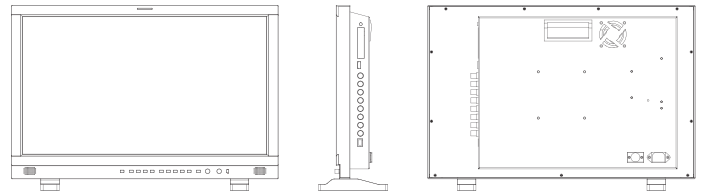
TSL UMD

GPI

Panel	
Model No.	KUM-2420Q
Backlight	LED
Size	24"
Resolution	3840 × 2160
Aspect Ratio	16 : 9
Viewing Angle	178°(H) / 178°(V)
Color Depth	1.07B
Brightness	300cd/m ²
Contrast Ratio	1000:1
Input	
1 x SDI SFP+	SDI SFP+ input cage
1 x HDMI 2.0	HDMI 2.0 Signal
4 x BNC	12G-SDI 1/2/3/4 signal inputs <i>(Auto-detected and compatible to 6G/3G/HD/SD-SDI)</i>
Output	
4 x BNC	12G-SDI 1/2/3/4 signal outputs <i>(Auto-detected and compatible to 6G/3G/HD/SD-SDI)</i>
Audio In & Out	
SDI/HDMI Audio In	16 Channels SDI 2 Channels HDMI embedded audio
Audio Meter Display	Vertical Horizontal audio level meter display
Audio Headset Output	3.5mm headset jack
Built-in Speaker	2.5W×2
General	
Input Voltage	DC 12V & AC 100-240V 50/60Hz
Power Consumption	55 W
VESA Installation	VESA MIS-D (100×100mm)
Accessory	Power Cord /Desktop stand

^a Specifications may be changed without prior notice.

Main Body




Specifications

- 3840x2160 4K resolution, 10Bit LCD panel
- Support 8K SDI signal 8192x4320 resolution
- 12 Bit Video Processing, image no delay
- 4 x 12G-SDI inputs and outputs (6G/3G/HD/SD-SDI auto detect)
- 4K 12G-SDI single link signal, up to 4096 x 2160 60p
- 4K 12G-SDI quad link signal, up to 8192x4320 60p
- 4K/8K signal: 2 Sample Interleave (2SI), Square Division (SQD)
- 1 x HDMI 2.0 input, 1 x SDI SFP+ module optical input cage
- 4K Mode, Quad-Split Mode, FHD single picture mode
- 4 x SDI/HDMI Quad-View: mixed inputs & frequency rates
- Free Quad-View (boarder control/window adjustment)
- Payload ID display
- Color Space & EOTF Curves Auto Setting, matching(REC709/REC2020)
- Color Space (REC709/EBU/DCI-P3 D65/DCI-P3/REC2020/Bypass)
- HDR: PQ (ST2084), HLG (1.0, 1.1, 1.2, 1.3, 1.4, 1.5)
- Sony Camera Log Curves: Slog, Slog2, Slog3
- Canon Camera Log Curves: Clog, Clog2, Clog3
- ARRI Camera Log Curves: LogC
- Panasonic Camera Log Curves: Vlog, Vlog (softroll)
- Gamma (2.0, 2.2, 2.4, 2.6)
- 4K HDR Waveform, Vector Scope, Marker/Box Control Function
- 3D LUT Color calibration with ColourSpace & CalMAN
- 3rd-party 3D LUT files import(USER1/USER2)
- S1-S8 Eight Selectable Scene Settings
- Picture Flip, Focus Assist, False Color, Zebra
- SDR and HDR comparison, Darkness Check
- Full Scan, Over Scan, Blue/Mono Only
- 16ch Embedded Audio Level Meters
- Dynamic and Static UMD/IMD Display (TSL3.1/4.0)
- 608/708 CC Closed Caption
- Key Lock, Video Freeze
- Firmware upgrade/LUT file import via USB/Ethernet
- GPI (selectable/markable windows)
- Aluminum Alloy Casing, Built-in Speaker

8K Signal, Native 4K Resolution

Supporting 8192x4320 8K signal, including 4320p 23.98, 24, 25, 29.97, 30, 50, 59.94 and 60p. With advance image processing, 8K HDR monitor restores a real world for eyes.



Motion-Adaptive Interlace to Progressive

Realizing quick response of the fast moving image, avoids dizzy, saw tooth and other problems, ensures clearer and smoother image, well-satisfied high-end demanding workflows such as live sports, camera shaking and rolling subtitles etc.




Quad View Mode

You can input 4x independent SDI sources or 3x independent SDI sources and 1x HDMI source to quadview, support different SDI or HDMI format mixed inputs with different frequency rate.



2SI and SQD 4K/8K signal




4K/8K 2 Sample Interleave (2SI) : Pixel based segmentation



4K/8K Square Division (SQD) : Quadrant based segmentation

High Dynamic Range(HDR)

Konvision KUM 4K, 8K and KVM-6X series support HDR display. Adjustable HDR modes include PQ(ST2084), HLG with Rec 2020 color gamut. It reproduces a greater dynamic range of luminosity and provides extremely high level picture quality.



WHAT THE VIEWER SEES

WHAT THE VIEWER SEES

EOTF Curve Conversions

Konvision KUM 4K, 8K and KVM-6X series supports a variety of EOTF curve conversion applicable to the broadcast industry and digital film standard. A preset of lots of camera logs and gamma curve selections, so as to realize the perfect combination with the camera system.




3D LUT Color Calibration

Compatible with ColourSpace and Calman calibration software, Konvision monitors apply K10-A probe(professional level) to achieve a precise color. Monitor's also workable with universal colorimeters including CA210, CA310, CS200, CR100, CR250, X-Rite i1 Display.



3D LUT files import

With the LUT loading function, users can load 2 different 3D LUT files with different color types according to their own needs, making DIT, post production and grading work simpler and more intuitive, optimizing the work flow and improving work efficiency.



4K HDR Waveform (Alarm), Vectors

4K HDR Waveform. SDI and HDMI support Waveform, Vectorscope, Histogram. When luminance reaches or exceeds the preset value, the over exposure areas will be red marked (Waveform Alarm).



Darkness Check

Increasing the brightness and contrast ratio in the dark areas, Darkness Check can show more shadow details of the input signal. Darkness Check can be used for double checking the shadow detail of the dark areas to avoid any missing infomation.




4K BOX Control

The BOX Control function can flexibly set the height and width of the marker frame on the monitor, and can be adjusted up, down, left and right. Users can flexibly adjust according to the frame ratio, which brings great convenience to program production.



Focus Assist

Focus assist aids the camera operator in obtaining the sharpest possible picture, it will mark with red color where the sharp edges appear on the screen.



Zebra

Display the overexposed areas(too bright) of the image with zebra stripes, aids the camera operator to control the luminance, in order to avoid overexposure. This feature is very effective for proper exposure.

