



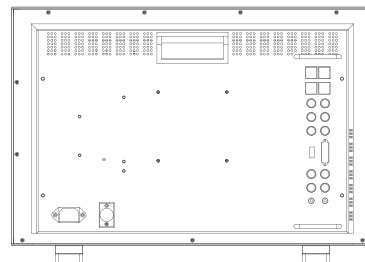
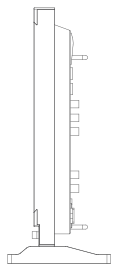
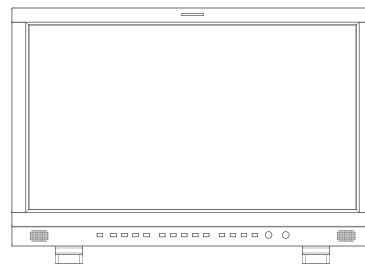
21.3" FHD BROADCAST MONITOR

KVM-2250W is a multi-functional monitor that supports full video formats including 2K and 3Gbps SDI 4:4:4 12 Bit signals. Efficient features make it a nice choice for production, post-production and editing, as well as studio and OB truck.



| LCD Panel | |
|----------------|---|
| Model No. | KVM-2250W |
| Backlight | LED |
| Size | 21.3" |
| Resolution | 1920 × 1080 |
| Aspect Ratio | 16 : 9 |
| Viewing Angle | 178°(H) / 178°(V) |
| Color Depth | 16.7M |
| Brightness | 250 cd/m ² |
| Contrast Ratio | 1000:1 |
| Input | |
| 2 x BNC | SDI 1/2 signal inputs <i>(Auto-detected and compatible to 3G/HD/SD-SDI)</i> |
| 3 x BNC | YPbPr/Video/Y/C inputs |
| 1 x HDMI | HDMI input |
| 1 x DVI-I | DVI/VGA inputs |
| Output | |
| 2 x BNC | SDI 1/2 signal outputs <i>(Auto-detected and compatible to 3G/HD/SD-SDI)</i> |
| 3 x BNC | YPbPr/Video/Y/C outputs |

Main Body




Specifications

- 1920x1080 resolution, 8 Bit LCD panel
- 12 Bit Video Processing, image no delay
- 3G-SDI 4:4:4 12bit signals (SMPTE 425M A/B)
- 2x2K/3G-SDI inputs and outputs(2K/3G/HD/SD-SDI auto detect)
- 1x DVI-D input,1x HDMI input, 1x composite video input
- Part Zoom In
- Black Lift function
- H/V Delay, Over Scan, Markers
- Audio Level Meter, Blue/Mono Only
- Remote control: Ethernet/GPI, RS422 In/Out
- Dynamic UMD(TSL3.1/4.0), Time Code Display

- LED Tally Light and On-screen Tally display
- F-key configuration and Key Lock function
- Built-in AC in and DC in power supply
- 3D LUT Color calibration with LightSpace & CalMAN
- Waveform, Vectorscope for SDI1 and SDI2
- Waveform, Vectorscope for HDMI/DVI
- Pixel Measurement and Audio Phase
- PBP/PIP(size/position adjustable)
- Picture Flip, Focus Assist
- False Color
- Zebra

3D LUT Color Calibration

Compatible with Lightspace and Calman calibration software, Konvision monitors apply K10-A probe(professional level) to achieve a precise color. Monitor's also workable with universal colorimeters including CA210, CA310, CS200, CR100, CR250, X-Rite i1 Display.




Black Lift

Increasing the brightness and contrast ratio in the dark areas, Black Lift function can show more shadow details of the input signal. Black Lift can be used for double checking the shadow detail of the dark areas to avoid any missing information.




False Color

Check exposure of the image. Blue, cyan, green, yellow, orange and red color be displayed in turn to show the luminance or brightness values of the image from darkest to brightest, enables an achievement of proper exposure without applying external test equipment.




Zebra

Display the overexposed areas(too bright) of the image with zebra stripes, aids the camera operator to control the luminance, in order to avoid overexposure. This feature is very effective for proper exposure.



Pixel Measurement


Select any single pixel or block of pixels by using a movable cross-hair to obtain real time readouts of the Y&RGB values of the selected position. This function is to get real time Y&RGB measurement values of any point of the input signals and compare the values of of any two points.



| Measure | Line | Sample | Y | Y% | Cb | Cr | R256 | G256 | B256 |
|---------|------|--------|------|-----|------|------|------|------|------|
| Current | 0520 | 0988 | 0516 | 050 | 0571 | 0471 | 153 | 131 | 112 |
| Ref_pos | 0550 | 0936 | 0623 | 062 | 0505 | 0525 | 150 | 153 | 159 |


Waveform(Alarm),Vectors

Both SDI and HDMI support Waveform, Vectorscope, Histogram and manage to be displayed on screen at the same time. When luminance reaches or exceeds the preset value, the over exposure areas will be red marked(Waveform Alarm).



PIP & PBP

It supports PIP and PBP for one SDI signal with the other signal (Video/Component/HDMI/DVI/VGA). The two images can swap freely between each other.





Focus Assist

Focus assist aids the camera operator in obtaining the sharpest possible picture, it will mark with red color where the sharp edges appear on the screen.




Part Zoom In

Part Zoom in function allows user Zoom In any part of the picture, to watch picture details more clearly, and assist for focus.



Picture Flip

Horizontal picture flip function allows negative image, is very useful in the studios/virtual studios, such as weather forecast, news and other programs, etc.



Audio In & Out

| | |
|----------------------|--|
| SDI/HDMI Audio In | 16 Channels SDI/2 Channels HDMI embedded audio |
| Audio Meter Display | Vertical/Horizontal audio level meter display |
| Audio Headset Output | 3.5mm headset jack |
| Built-in Speaker | 2.5W×2 |

GENERAL

| | |
|-------------------|---|
| Input Voltage | DC 12V and AC 100-240V 50/60Hz |
| Power Consumption | 42 W |
| Power-Saving Mode | Turn off unimportant key automatically if no signal input |
| VESA Installation | VESA MIS-D (100×100mm) |
| Accessory | Power Cord /Desktop stand |

Specifications may be changed without prior notice.