

4 x 12G-SDI inputs & Support 8192x4320 60P signal



8K

8K Signal

4K

Native 4K Resolution

HDR

High Dynamic Range

SFP

SDI SFP+

## 65" 8K HDR MONITOR

KUM-6520Q, 65" 8K HDR monitor with quad split mode, supporting 8K Mode, 4K Mode, 4K/HD/SD quad-split mode, 12G/3G-SDI single mode. Unique quad display supports 4 different format 4K/HD/SD signals on different windows at same time. 65" size monitor is perfect for more bigger size request at 8K, 4K news rooms, control rooms and main media center etc.

12G SDI

  
12G-SDI

BT.2020

  
BT.2020

Waveform

  
Waveform

VectorScope

  
VectorScope

Focus Assist

  
Focus Assist

Audio Meter

  
Audio Meter

False Color

  
False Color

Zebra

  
Zebra

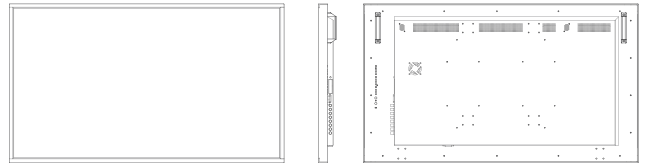
UMD

  
TSL UMD

GPI

  
GPI

## Main Body



## Specifications


- 3840x2160 4K resolution, 10Bit LCD panel
- Support 8K SDI signal 8192x4320 resolution
- 12 Bit Video Processing, image no delay
- 4x12G-SDI inputs and outputs (6G/3G/HD/SD-SDI auto detect)
- 4K 12G-SDI single link signal, upto 4096 x 2160 60p
- 4K signal: 2 Sample Interleave (2SI), Square Division (SQD)
- 1 x HDMI 2.0 input, 1 x SDI SFP+ module optical input cage
- 4K Mode, Quad-Split Mode, FHD single picture mode
- 4 x SDI/HDMI Quad-View: mixed inputs&frequency rates
- Free Quad-View(boarder control/window adjustment )
- SDR and HDR comparison, HDR Auto Setting
- S1- S8 Eight Selectable Scene Settings
- Firmware upgrade/LUT file import via USB/Ethernet
- Payload ID, Dynamic and Static UMD/IMD Display
- GPI (selectable/markable windows)
- 3D LUT Color calibration with LightSpace & CalMAN
- Color Gamut (REC709/EBU/DCI-P3 D65/DCI-P3/REC2020/Bypass)
- HDR: PQ (ST2084) , HLG(1.0, 1.1, 1.2, 1.3, 1.4, 1.5)
- Camera SDR Log Curves:S-Log1/2/3(709), Log-C(709)
- Camera SDR Log Curves:C-Log 1/2/3(709)
- Camera HDR Log Curves : S-Log 1/2/3 (HLG/PQ), Log-C (HLG/PQ)
- 3rd-party 3D LUT files import(USER1/USER2)
- Gamma (2.0, 2.2, 2.4, 2.6)
- 4K HDR Waveform, Vector Scope, Black Lift
- Picture Flip, Focus Assist, False Color, Zebra
- Marker/Outside Box Control Adjustment
- Scan, Blue/Mono Only
- 16ch Embedded Audio Level Meters
- 608/708 CC Closed Caption
- Key Lock, Video Freeze

Panel	
Model No.	KUM-6520Q
Backlight	LED
Size	65"
Resolution	3840 × 2160
Aspect Ratio	16 : 9
Viewing Angle	178°(H) / 178°(V)
Color Depth	1.07B
Brightness	400cd/m <sup>2</sup>
Contrast Ratio	1000:1
Input	
1 x SDI SFP+	SDI SFP+ input cage
1 × HDMI 2.0	HDMI 2.0 Signal
4 x BNC	12G-SDI 1/2/3/4 signal inputs <small>(Auto-detected and compatible to 6G/3G/HD/SD-SDI)</small>
Output	
4 x BNC	12G-SDI 1/2/3/4 signal outputs <small>(Auto-detected and compatible to 6G/3G/HD/SD-SDI)</small>
Audio In & Out	
SDI/HDMI Audio In	16 Channels SDI 2 Channels HDMI embedded audio
Audio Meter Display	Vertical Horizontal audio level meter display
Audio Headset Output	3.5mm headset jack
Built-in Speaker	2.5W×2
General	
Input Voltage	AC 100-240V 50/60Hz
Power Consumption	180 W
VESA Installation	VESA MIS-D (200×200mm)
Accessory	Power Cord

※ Specifications may be changed without prior notice.

**8K Signal, Native 4K Resolution**

Supporting 8192x4320 8K signal, including 4320p 23.98, 24, 25, 29.97, 30, 50, 59.94 and 60p. With advance image processing, 8K HDR monitor restores a real world for eyes.



**Motion-Adaptive Interlace to Progressive**

Realizing quick response of the fast moving image, avoids dizzy, saw tooth and other problems, ensures clearer and smoother image, well-satisfied high-end demanding workflows such as live sports, camera shaking and rolling subtitles etc.




**Free Quad View**

User can input 4x 12G-SDI signals or 4x 12G/6G/3G-SDI signals, or 3x SDI signals and 1x HDMI signals to quad-view, support different SDI or HDMI formats with mixed inputs and different frequency rate, supporting boarder control and window adjustment.



**2SI and SQD 4K signal**



4K 2 Sample Interleave (2SI) : Pixel based segmentation



4K Square Division (SQD) : Quadrant based segmentation

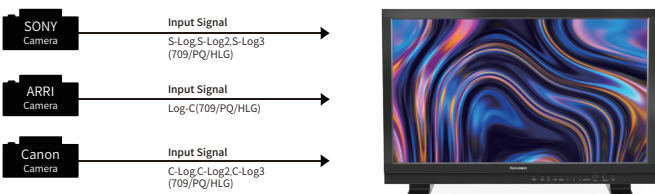
**High Dynamic Range(HDR)**

Konvision KUM 4K, 8K and KVM-6X series support HDR display. Adjustable HDR modes include PQ(ST2084), HLG with Rec 2020 color gamut. It reproduces a greater dynamic range of luminosity and provides extremely high level picture quality.



**EOTF Curve Conversions**

Konvision KUM 4K, 8K and KVM-6X series supports a variety of EOTF curve conversion applicable to the broadcast industry and digital film standard. A preset of lots of HDR log, SDR logs and gamma curve selection, so as to realize the perfect combination with the camera system.




**3D LUT Color Calibration**

Compatible with Lightspace and Calman calibration software, Konvision monitors apply K10-A probe(professional level) to achieve a precise color. Monitor's also workable with universal colorimeters including CA210, CA310, CS200, CR100, CR250, X-Rite i1 Display.



**3D LUT files import**

With the LUT loading function, users can load 2 different 3D LUT files with different color types according to their own needs, making DIT, post production and grading work simpler and more intuitive, optimizing the work flow and improving work efficiency.



**4K HDR Waveform (Alarm), Vectors**

4K HDR Waveform. SDI and HDMI support Waveform, Vectorscope, Histogram. When luminance reaches or exceeds the preset value, the over exposure areas will be red marked (Waveform Alarm).



**Black Lift**

Increasing the brightness and contrast ratio in the dark areas, Black Lift function can show more shadow details of the input signal. Black Lift can be used for double checking the shadow detail of the dark areas to avoid any missing infomation.




**False Color**

Check exposure of the image. Blue, cyan, green, yellow, orange and red color be displayed in turn to show the luminance or brightness values of the image from darkest to brightest, enables an achievement of proper exposure without applying external test equipment.



**Focus Assist**

Focus assist aids the camera operator in obtaining the sharpest possible picture, it will mark with red color where the sharp edges appear on the screen.



**Zebra**

Display the overexposed areas(too bright) of the image with zebra stripes, aids the camera operator to control the luminance, in order to avoid overexposure. This feature is very effective for proper exposure.

