



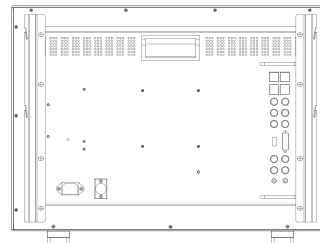
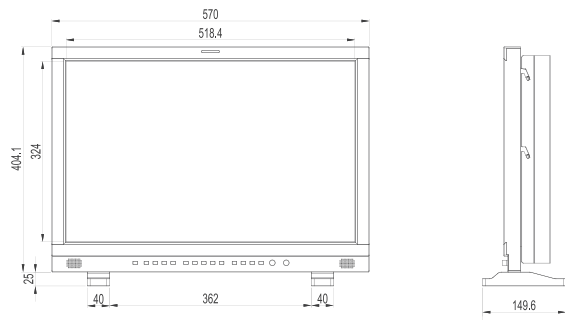
**24" FHD HDR PREMIUM BROADCAST MONITOR**

KVM-2460W, a 24" FHD premium HDR broadcast monitors, integrated 3D LUT color calibration technology, selectable REC709, DCI-P3, Rec 2020 and User etc color spaces, supporting 3rd party LUT files import. It provides Waveform, Vectors, Pixel Measurement, Black Stretch and other features. HDR display supports PQ and HLG. KVM-2460W is suitable for high-end broadcasting, color grading and post production applications.



LCD Panel	
Model No.	KVM-2460W
Backlight	LED
Size	24"
Resolution	1920x1200
Aspect Ratio	16 : 10
Viewing Angle	178°(H) / 178°(V)
Color Depth	1.07B
Brightness	350 cd/m <sup>2</sup>
Contrast Ratio	1000:1
Input	
2 x BNC	SDI 1/2 signal inputs <i>(Auto-detected and compatible to 3G/HD/SD-SDI)</i>
3 x BNC	YPbPr/Video/Y/C inputs
1 x HDMI	HDMI input
1 x DVI-I	DVI/VGA inputs
Output	
2 x BNC	SDI 1/2 signal outputs <i>(Auto-detected and compatible to 3G/HD/SD-SDI)</i>
3 x BNC	YPbPr/Video/Y/C outputs

**Main Body**



Main Body:570x404.1x111.6(mm)  
Main Body:570x429.1x149.6(mm)(with rack)  
Weight:8.10KG  
□ Without Stand

**Specifications**

- 1920x1200 resolution, 10 Bit LCD panel
- 12 Bit Video Processing, image no delay
- 3G-SDI 4:4:4 12bit signals (SMPTE 425M A/B)
- 2x2K/3G-SDI inputs and outputs(2K/3G/HD/SD-SDI auto detect)
- 1x DVI-D input,1x HDMI input, 1x composite video input
- HDR supports PQ (ST2084) and HLG(1.0,1.1, 1.2, 1.3, 1.4, 1.5)
- Part Zoom In
- Black Stretch function
- H/V Delay, Over Scan, Markers
- Audio Level Meter, Blue/Mono Only
- Remote control: Ethernet/GPI, RS422 In/Out
- Dynamic UMD(TSL3.1/4.0), Time Code Display
- LED Tally Light and On-screen Tally display
- F-key configuration and Key Lock function
- Built-in AC in and DC in power supply

- 3D LUT Color calibration with LightSpace & CalMAN
- Color space: REC709/EBU/DCI-P3 D65/DCI-P3/REC2020/ USER1/USER2/Bypass
- Support user 3D LUT files import
- Various Gamma selection: Gamma 2.0, 2.2, 2.4, 2.6
- Various cameras' SDR Log curves: SONY S-log1/2/3 (709), ARRI Log-C (709), Canon C-log1/2/3(709) etc
- Various cameras' HDR Log curves:SONY S-log1/2/3 (HLG), S-log1/2/3 (PQ), ARRI Log-C (HLG), Log-C (PQ)
- Waveform, Vectorscope for SDI1 and SDI2
- Waveform, Vectorscope for HDMI/DVI
- Pixel Measurement and Audio Phase
- PBP/PIP(size/position adjustable)
- Picture Flip, Focus Assist
- False Color, Zebra

# Main Features

## - 3D LUT Color Calibration

Compatible with Lightspace and Calman calibration software, Konvision monitors apply K10-A probe (professional level) to achieve a precise color. Monitor's also workable with universal colorimeters including CA210, CA310, CS200, CR100, CR250, X-Rite i1 Display.



Calibration Softwares:



## - High Dynamic Range (HDR)

Konvision KUM 4K, 8K and KVM-6X series support HDR display. Adjustable HDR modes include PQ(ST2084), HLG with Rec 2020 color gamut. It reproduces a greater dynamic range of luminosity and provides extremely high level picture quality and image reproduction.




## - EOTF Curve Conversions

Konvision KUM 4K, 8K and KVM-6X series supports a variety of EOTF curve conversion applicable to the broadcast industry and digital film standard. A preset of lots of HDR log, SDR logs and gamma curve selection, so as to realize the perfect combination with the camera system.

<b>SONY Camera</b>	Input Signal S-Log2, S-Log3 (709/PQ/HLG)
<b>ARRI Camera</b>	Input Signal Log-C (709/PQ/HLG)
<b>Canon Camera</b>	Input Signal C-Log, C-Log2, C-Log3 (709/PQ/HLG)


## - Part Zoom In

Part Zoom in function allows user Zoom In any part of the picture, to watch picture details more clearly, and assist for focus.




## - Black Stretch

Increasing the brightness and contrast ratio in the dark areas, Black Stretch function can show more shadow details of the input signal. Black Stretch can be used for double checking the shadow detail of the dark areas to avoid any missing information.



## - PIP & PBP

Images of two SDI signals manage to display on screen at the same time. It also supports PIP and PBP for one SDI signal with the other signal (Video/Component/HDMI/DVI/VGA). The two images can swap freely between each other.




## - Pixel Measurement

Select any single pixel or block of pixels by using a movable cross-hair to obtain real time readouts of the Y&RGB values of the selected position. This function is to get real time Y&RGB measurement values of any point of the input signals and compare the values of of any two points.

Measure	Line	Sample	Y	Y%	Cb	Cr	R256	G256	B256
Current	0520	0988	0516	050	0571	0471	153	131	112
Ref_pos	0550	0936	0623	062	0505	0525	150	153	159


## - 3D LUT files import

With the LUT loading function, users can load 2 different 3D LUT files with different color types according to their own needs, making DIT, post production and grading work simpler and more intuitive, optimizing the work flow and improving work efficiency.




## - Waveform(Alarm), Vectors

Both SDI and HDMI support Waveform, Vectorscope, Histogram and manage to be displayed on screen at the same time. When luminance reaches or exceeds the preset value, the over exposure areas will be red marked (Waveform Alarm).




## - False Color

Check exposure of the image. Blue, cyan, green, yellow, orange and red color be displayed in turn to show the luminance or brightness values of the image from darkest to brightest, enables an achievement of proper exposure without applying external test equipment.




## - Focus Assist

Focus assist aids the camera operator in obtaining the sharpest possible picture, it will mark with red color where the sharp edges appear on the screen.



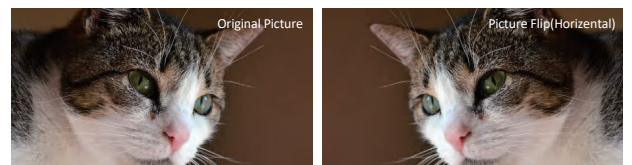
## - Zebra

Display the overexposed areas (too bright) of the image with zebra stripes, aids the camera operator to control the luminance, in order to avoid overexposure. This feature is very effective for proper exposure.



## - Picture Flip

Horizontal picture flip function allows negative image, is very useful in the studios/virtual studios, such as weather forecast, news and other programs, etc.



## Audio In & Out

SDI/HDMI Audio In	16 Channels SDI/2 Channels HDMI embedded audio
Audio Meter Display	Vertical/Horizontal audio level meter display
Audio Headset Output	3.5mm headset jack
Built-in Speaker	2.5W x 2

## GENERAL

Input Voltage	DC 12V and AC 100-240V 50/60Hz
Power Consumption	45 W
Power-Saving Mode	Turn off unimportant key automatically if no signal input
VESA Installation	VESA MIS-D (100x100mm)
Accessory	Power Cord /Desk top stand

⚠ Specifications may be changed without prior notice.